

2006

Vulcan District Camporee

Boy Scouts and Webelos

November 28, 2005

Dear Vulcan District Scouter:

The following pages will introduce you to Vulcan District's Winter Camporee. Your Camporee staff has done much research this past year on identifying strengths and weaknesses. We have added and deleted some events.

Please read this 2006 Vulcan District Winter Camporee Guidebook and prepare for our best camp ever!

This guidebook is being sent to many people (Vulcan District people), but I am specifically interested in Scoutmasters, Pack and Den leaders!

We have no "pre-registration" for this event, but we do ask two things:

1. Respond with a phone call (942-8636, ask for Steve) or email (WolbachFlooring@aol.com) saying you received this information.
2. Respond with:

Yes, we are coming
 No, we are not coming

We plan to bring (how many of each):

Boys
 Adults
 Webelos
 Adults of Webelo Scouts

We will not hold you to this above response, but the information you do send will help us continue to prepare.

Please call me if you have any questions. Home – 822-2085, Office – 942-8636. I look forward to seeing you in February!

In Scouting,

Steve Wolbach
Camporee Chairman

VULCAN DISTRICT CAMPOREE STAFF

Chairman

Steve Wolbach

Webelos Director

Roger Etherington

Registration and Finance

Claude Harrison

Guidebook

Stephen Wolbach

Physical Arrangements

Wayne Hodges Charlie Wolbach

Camp Safety Director

Paul Spangler

Quartermaster

Rich Pace – Equipment

Tommy and Nicole Hallmark – Food

Special Events

Ron Montgomery – Dutch Oven Cooking

Terry Beckham – Backpack Cooking

Events

Loring Jones – Event Coordinator

Jim Moore	Ryan DeRieux	Bert Walker	Rich Pace
Jimmy Moore	Luther Stone	Jim Henry	Austin Landry

Food and Concessions

Jan Moore	Debbie Pace	Pauline Jones	Kelly Moore	Kevin Pace
Dot Wolbach	Gwen Wolbach	Kim Wolbach	Lindsey Wolbach	Kathy Pace

Wood Carving

Gene Jones

Custom Patch Design

Terry Beckham

CAMPOREE SCHEDULE

Friday, February 17, 2006

- 4:00 – 8:00 P.M. Check In
- 6:30 – “Till Out”* Catfish Fry (Professionally catered)
- 9:00 – 10:00* Light Cracker Barrel (At Staff Headquarters)
- 10:45 TAPS (**Quiet Time strictly observed**)

Saturday, February 18, 2006

- 6:30 – 8:30 A.M. Reveille, Breakfast and Camp Setup
- 8:30 Orientation for the day’s events (At Staff Headquarters)
All Scoutmasters and Senior Patrol Leaders
- 9:30 Webelos Orientation – All Webelos Leaders – Webelos Area
- 10:00 – 4:30* Participate in Show and Do Events
Selected Special Events will begin
- 10:00 Webelos Competition Registration and Event Demonstration
- 10:00 – 3:00 Lunch (Pepsi Trucks will be serving hot dogs, chips, drinks, candy, etc.)
- 1:30 – 2:30 COMPETITION SKILLED EVENTS (Running Events on the Parade Field)
- 1:30 – 3:00 Webelos Competitive Events – Webelos Area
- 5:00 – 7:00 Dinner
- 8:30 – 9:30* Adult Cracker Barrel (Special Adult Recognition)
- 10:45 TAPS (**Quiet Time strictly observed**)

Sunday, February 19, 2006

- 6:30 – 8:00 A.M. Reveille – Breakfast
- 9:30* Awards – Camporee Closing
- 9:30 – 11:00* Break Camp, Check Out

*Assembly will be sounded ten minutes before

CAMPOREE INFORMATION

- DATE:** February 17, 18 and 19, 2006
- LOCATION:** Tannehill State Park, Trade Day Area
- DRESS:** Official Scout Uniform. Uniforms should be worn at all times. If Troops prefer, they may wear their own identifying uniform.
- FOOD:** Each Troop will be responsible for its food.
- REGISTRATION:** The Registration fee will be \$17.00 per person (Scouts and Adults). This fee includes: Entrance to the park, Insurance, Camping Fee, Camporee Supplies, plus a Camporee Patch for each participant. Extra Patches will be on sale for \$3.00. Patrol Rosters must be turned in at registration.
- ARRIVAL:** Troops should check in on Friday afternoon between 4:00 and 8:00.
- CAMPSITES:** Permanent campsites are in place this year. You must contact Claude Harrison (W – 226-1769, Email – wcharris@southernco.com) before setting up camp. Please camp by Patrols; this will help you and the judges in the Campsite Competition Event. Please note: Upon breaking camp Sunday morning, your campsite needs to be cleaned up and left cleaner than you found it. All campfires need to be cleaned up to the point that there will be no sign of a fire upon leaving the area. Tannehill wants us to return our Camporee Campsite back into a picnic area, not a camping area.
- TRASH:** Trash disposal is the responsibility of each Troop. Trash dumpsters are available as you exit Tannehill State Park.
- FACILITIES:**
- SAFETY:** Knives, axes and saws used by units shall be the responsibility of the unit leader. Any unsafe or improper use shall result in the lowering of the patrol score. Anyone using an ax, saw or knife must have a valid Totin' Chip card. No sheath knives are to be used. A medical doctor will be in attendance at the Camporee to take care of any minor and/or major medical emergencies.
- VISITORS:** Please invite the parents, family members and friends of your Scouts. (Please leave pets at home). We are organizing Camporee activities to peek between 1:00 – 2:30, with food trucks and the start of competitive events and wood carving demonstrations. Please inform visitors that there will be nominal charges for entrance to the park, and whatever food they might wish to purchase. Please advise the parents and friends to wear good walking shoes since parking will not be available within the Camporee Campgrounds.
- AWARDS:**
1. Each patrol that participates will receive a Participation Ribbon.
 2. 1st, 2nd, and 3rd, place ribbons will be awarded to the winning patrols of each competitive event.
 3. 1st, 2nd, and 3rd place plaques will be awarded to the troops with the highest overall score.

SATURDAY EVENTS

SHOW AND DO ACTIVITIES

(These will go on all day)

These events are designed to offer as much variety as possible to different age Scout camping at the Camporee. A Scout is not expected to work on and participate in every single event; we only wish to have something for everyone. The following events will be available:

WHITTILING CHIP (Cub Scout)

(Location to be announced)

WOOD CARVING

Expert wood carvers and woodcrafters will have wood carving subjects for each Scout. Demonstration and individual instruction will also be available.

SPECIAL INFORMATION

Scoutmasters, we need your help to insure that none of these items (listed below) are brought to the Camporee. Please look over this list carefully.

Fireworks	Pets of any kind
Air Horns	GPS (Global Positioning System)
Electronic games of any kind	Generators
Rebel Flags	Bicycles

Any object to be thrown:

(Footballs, baseballs, Frisbees, boomerangs, etc.)

*PEPSI FOOD TRUCKS

The Pepsi Food Trucks will be serving food from 10:00 A.M. until 3:00 P.M.

Hot Dogs	\$1.50
Potato Chips	\$0.50
Drinks	\$0.50
Candy Bars	\$0.50
Nachos/Cheese	\$1.00
Coffee	\$0.50
Hot Chocolate	\$0.50

*This meal is not included in your registration fee.

COMPETITION FOR SCOUTS

BACKPACK COOKING

EQUIPMENT: Provided by participating Scout patrol. Backpacking stove, one (1) pot, utensils, necessary food.

ACTION: Entire patrol must participate.

1. Scouts should prepare food with only one pot.
2. Fresh food is encouraged; use no freeze dried food.
3. Scouts should not pre-cook any food prior to competition.

SCORING: Scoring will be based on presentation, taste and nutritional value.

KNOT RELAY

ACTION: All Scouts from a patrol will participate. Patrol Leader will be given a list of ten (10) knots. There will be a knot post with ten pieces of rope laying on it. On the starting signal, the first Scout will go to the knot post and tie one knot from the list of ten and return to the starting point. Then the second Scout will go to the knot post and tie one of the ten knots. Each Scout will do the same in rotation until all knots are tied, or the time limit expires.

1. All knots must be tied in the order given to the patrol.
2. A patrol member may tie several knots, but he must return to the starting line and then return back to the post before tying the second knot. Numerical order must be followed.
3. Each knot will be judged for correctness and must be tied in the proper order.

Time limits for this event will be three (3) minutes. Any knots uncompleted in this time limit will be judged as incorrect. Each patrol will be given the opportunity to tie a “mystery” knot for five (5) bonus points. After each patrol has completed tying the ten required knots, the bonus knot will be announced. The patrol leader or Scout of his choice will be allowed to tie this knot.

SCORING: The quickest time will determine the winners of this event.

The ten knots to be tied for time are:

- | | |
|------------------|---------------------|
| 1. Overhand Knot | 6. Timber Hitch |
| 2. Clove Hitch | 7. Two Half Hitches |
| 3. Sheet Bend | 8. Slip Knot |
| 4. Square Knot | 9. Taut-line Hitch |
| 5. Bowline | 10. Surgeon’s Knot |

STRING BURN

EQUIPMENT: Provided by Camporee – Flint and steel, five (5) cotton balls, and wood.

ACTION: All patrol members participate. Two strings will be stretched between vertical sticks, one 12 inches above the ground, and the other 18 inches above the ground. On the starting signal, timing begins. Each patrol prepares a fire and lights it with the flint and steel. When laying the fire, wood can only be a maximum of 12 inches above the ground. No grass, leaves, pine needles or artificial fuel may be used. When the first string burns through, stand back. From that point on, do not touch or blow on the fire. Time is stopped when the second string is burned through.

SCORING: The quickest time will determine the winners of this event.

IMPORTANT: Patrol will be given 10 minutes in the ax yard to prepare their wood/fuel for this activity.

RAIN FLY PITCHING

EQUIPMENT: Provided by Camporee – One rain fly with attached guy lines, poles, steel stakes, and a 4-pound hand sledge. Guy line tension adjusters will not be used or furnished.

ACTION: Select a Patrol team of four Scouts from the Patrol to participate. At starting, the rain fly will be neatly folded with guy lines attached and inside the bundle. Poles, stakes, and sledge will be stacked alongside. At the start signal, the team will carry the equipment a short distance to the designated location and pitch the rain fly. Time will stop when team leader signals the event director. Time will be then stopped and the event director will inspect the erected rain fly. After scoring, the patrol team will dismantle the rain fly, neatly and correctly fold the rain fly, return the equipment to the starting area, and arrange the equipment on the ground as instructed by the event director.

SCORING: Elapsed time with time penalties for improperly tied knots, alignment, and looseness of lines and canvas. Awards are given for the shortest elapsed time.

FLAG POLE RELAY

EQUIPMENT: Three 6 foot Scout Stakes, rope, one mallet or hammer and three stakes (Camporee will provide) and troop flag.

ACTION: All patrol members participate. All materials to be used will be placed on the ground at the starting position. On the starting signal, timing begins. The three poles must be lashed together to a weight of not less than 15 feet. With the flag attached, the patrol will stake the flag pole into a vertical position. The flag pole must remain standing unassisted for 10 seconds after the last person finishes. Dismantle the flag pole and return to the starting position. Timing will stop when all participants cross the finish line.

SCORING: The patrol with the quickest time will win the event.

PANCAKE FLIP

EQUIPMENT: Provided by Camporee Staff – (2) skillets, (1) spatula, (1) mixing spoon, (1) mixing bowl, Pam cooking oil spray, and (1) Coleman stove.

Provided by Patrol – Pancake mix, water, butter, syrup, and eating utensils.

ACTION: Entire Patrol of eight Scouts may participate, but a minimum of two Scouts in each Patrol shall participate.

1. Prepare batter; pour in skillet, turning pancake with spatula once.
2. When the pancake is done, using the skillet, cook flips it in the air over the string, where it is caught in a second skillet by another Patrol member standing on the other side of the string.
3. After butter and syrup is applied to taste, the pancake is eaten by one of the Patrol members.
4. Time stops after pancake is completely eaten.

SCORING: Elapsed time with ten second penalty if pancake is not sufficiently done. Awards for net shortest elapsed time.

ORIENTEERING

REFERENCE: Orienteering Merit Badge Pamphlet

SKILLS NEEDED: Map reading, direction finding, compass, and terrain recognition.

PROCEDURE:

1. The event will be a Cross-Country Orienteering Meet for the Scout Patrols. The patrol leader will organize the patrol into one team for competition. The team must contain a minimum of two Scouts, but the entire patrol may participate in the team.
2. There will be 6 to 12 controls set up in the vicinity of the Camporee site, but the control flags will not be within eyesight of the main activity area. Controls are identified with official orange and white markers. Length of course: approximately 2 to 3 kilometers.
3. Competing patrols will be provided with an official USOF 1:15,000 scale, 5-meter contour interval, color map of the area, and a control card. Patrols will furnish their own compass. The Staff Registrar will provide control cards to the Scoutmasters when registering the troop for the weekend. Control cards are to be filled out by the patrol leaders prior to registration for the Orienteering event.

DUTCH OVEN COOK-OFF CONTEST

The following is a listing of rules and regulations for the individual teams. **This competition will be between Patrols.** Teams of 6 – 10 scouts will be allowed to compete. (Please mix old Scouts with new Scouts for learning). Competition will take place at a specified place on Saturday between 4 and 7 p.m. 1st, 2nd, and 3rd place finishers will be awarded prizes. This event does not count in the overall competition.

- Contestants are expected to provide their own Dutch ovens, ingredients, cooking utensils, and preparation items.
- Gas or propane stoves are not allowed, but may be used to start charcoal and heat water for clean up.
- Minimum Dutch oven size is 10 inches for all judged dishes.
- Ingredients may not be precooked or prepared for cooking prior to the beginning of the cook-off. All preparation must take place during the competition and only Dutch ovens may be used for cooking.
- Your patrol may elect to prepare an entire meal (which we encourage), but only one dish may be presented for judging. It may be a meat, vegetable, salad or desert.

DUTCH OVEN COOK-OFF SCORECARD

Area	Score				
	1	2	3	4	5
Presentation					
Exterior Inspection					
Interior Inspection					
Taste					
Cleanliness					
Technique					

Total Score _____

PROPOSED DUTCH OVEN COOK-OFF CONTEST RULES FOR DISTRIBUTION

PRESENTATION

The food should include appropriate garnish, serving containers, color contrasts, harmony and edible decorations. Light and dark color contrast is often very pleasing. The pots should be very clean and well seasoned inside and outside. Contestants will be rewarded for a pleasant emphasis on the desirability of the food. Contestants will be penalized for gaudy garnishes that hide the food, or are not edible. Extra decor will not result in additional points or a higher placement.

EXTERIOR INSPECTION

Contestants will be rewarded for even cooking that results in a uniform color and surface texture such as the golden brown rolls with crisp crust and the evenly browned meat. Contestants will be penalized for spotty cooking, burned spots, raw, tough, soggy, brittle, or crumbling results.

INTERNAL INSPECTION

Contestants will be rewarded for pleasant aroma, uniform color, evenness of cooking, consistent texture, and completeness of the cooking process. Contestants will be penalized for spotty cooking, burned or raw spots, streaks or lumps.

TASTE

The ideal dish is food that tastes delicious. Contestants will be rewarded for pleasant use of spices, natural food flavor, evenness of cooking, chewability and aroma. Contestants will be penalized for toughness, off flavors, rancid oil flavor from improperly seasoned cast iron, burned food, foreign objects, ash, flatness, unwanted lumps, spotty cooking, cold spots, raw spots, missing ingredients, unnatural food colors, and soggy crusts.

CLEANLINESS

Utensils, ovens, ingredients, prep areas, and personal cleanliness will be watched. Contestants will be rewarded for the use of wash areas, table coverings, washing of hands, and covering food items from contamination. Contestants will be penalized for the lack of cleanliness in preparation and cooking areas, ovens, ingredients, and hand washing.

TECHNIQUE

Contestants will be judged on the showing of the proper use of ovens, heat source, tools, and utensils. Contestants will be rewarded for proper use of tools, heat source, and ovens. Team members should know how to start charcoal briquettes. They should also be able to show proper fire use. Lack of these skills will be penalized.

Dutch oven techniques showing proper use of ovens, heat source, tools, and utensils should be judged. Reward proper use of tools, heat source, and ovens. Team members should know how to start charcoal briquettes. They should also be able to show proper fire use. Lack of these skills should be penalized.

Other areas that may be judged are promptness of registration, team dress, and timely presentation to the judges.

CAMPOREE CAMPSITE INSPECTION SHEET

Camporee Judges will judge each Troop on the following items. This inspection will take place Saturday between 1:00 P.M. and 5:00 P.M. There will be awards for 1st, 2nd, and 3rd place units. The score will also be added to the overall scoring.

1. Defined entranceway to campsite _____ (30 points)
2. U.S. Flag properly displayed _____ (20 points)
3. Troop Flag properly displayed _____ (20 points)
4. First Aid Kit displayed, accessible _____ (20 points)
5. Safe campfire area
(Location, water, wood, access) _____ (30 points)
6. Water buckets for fire
(Filled and marked) _____ (20 points)
7. Ax yard properly marked and used
(Ax sheathed or in wood) _____ (20 points)
8. Trash bags easily located _____ (20 points)
9. Facility for hand washing
(Soap, water source and towel) _____ (20 points)
- _____ (200 points total)
10. Bonus points
(Display of special Troop, Patrol
equipment. Evidence of Troop and
Patrol spirit. Troop local camping
permit voluntarily shown and
recorded at registration) _____ (100 points possible)
- _____ (300 points total)

CAMPOREE INFORMATION

WEBELOS

DATE: February 17, 18 and 19, 2006

LOCATION: Tannehill State Park, Trade Day Area

DRESS: Official Webelos Uniform

BASIC POLICY: All Webelos who camp overnight must be the guest of a sponsoring Boy Scout Troop, and must be accompanied by a parent or guardian. Webelos must participate as a Den and the Den Leader or Assistant Den Leader must be present.

FOOD: Each Den will be responsible for its own food.
(Saturday lunch can be purchased from the Pepsi Trucks)

Hot Dogs	\$1.50
Chips	\$0.50
Drinks	\$0.50
Candy Bars	\$0.50
Nachos/Cheese	\$1.00
Coffee	\$0.50
Hot Chocolate	\$0.50

REGISTRATION: Webelos – \$17.00 each. This includes all Webelos that camp, and participate in the Competitive Events, and/or the Show and Do Events. (This fee covers: Entrance to the park, Insurance, Camping Fee, Camporee Supplies, plus a Camporee Patch for each participant).

Webelos – \$12.00 each. This includes all Webelos who do not camp, but participate in all Saturday activities. (This fee covers: Entrance to the park, Insurance, Camping Supplies, and a Camporee Patch.)

Adults – \$6.00 each. This only includes those adults that spend at least one night camping. (This fee covers: Entrance to the park, Insurance, Camping Supplies, and a Camporee Patch.)

Day Visitors – No Charge at the Camporee, but Tannehill will collect a Park entrance fee.

All Webelos must register before competing.

Additional Camporee Patches are available for \$3.00

PARKING: All vehicles must park in designated parking.

EVENTS: All 4th and 5th grade Webelos will be able to participate in the events and activities designated for them. The Webelos will not be competing against the Boy Scouts, but will only be competing against other Webelos.
(For more information on these events, please refer to the Events pages).

CAMPING: Both 4th and 5th grade Webelos will be allowed to camp overnight with their sponsoring Scout Troop. All food and camping equipment is the responsibility of the Den and sponsoring Scout Troop.

AWARDS: There will be an Awards Ceremony on Saturday afternoon following the competitive events for all Webelos at the Webelos Area.

Awards will be given for the following:

Participation Ribbons for each Den

1st, 2nd, and 3rd Place for **each event**.

1st, 2nd, and 3rd Place **overall**.

SAFETY: Knives used by dens shall be the responsibility of the den leader. Anyone using a knife must have a valid Whittling Chip card. No sheath knives are to be used at the Camporee.

A medical doctor will be in attendance at the Camporee to take care of any minor and/or major medical emergencies.

SPECIAL INFORMATION: Webelos Leaders, we need your help to insure that none of these items (listed below) are brought to the Camporee. Please look over this list carefully.

Fireworks

Air Horns

Electronic games of any kind

Rebel Flags

Any objects to be thrown:

(Footballs, baseballs, Frisbees, boomerangs, etc.)

Pets of any kind

GPS (Global Positioning System)

Generators

Bicycles

CAMPOREE SCHEDULE

WEBELOS

Saturday, February 18, 2006

9:30	Webelos Orientation – All Webelos Leaders Webelos Area
9:30 – 12:00 P.M.	Show and Do Events Whittling Chip Webelos Area Wood Carving Boy Scout Area Totin' Chip Boy Scout Area
10:00	Competition Registration and Event Demonstration Webelos Area Knot Relay Scout Law Relay String Burn Flag Pole Relay Stretcher Race Tug-of-War
11:00	Tug-of-War Competition Webelos Area
12:00 – 1:00 P.M.	Lunch Pepsi Trucks will be serving hot dogs, chips, drinks, etc.
1:30 – 3:00	Competitive Events – Round Robin Webelos Area
3:00 – 4:00	Show and Do Events Wood Carving
4:00 – 4:30 (Tentative)	Awards Webelos Area

CAMPOREE GUIDE FOR WEBELOS LEADERS

REGISTRATION: Registration is required for all activities, but is not required immediately upon arrival. It is preferred that Webelos Dens register as a group. Dens may prefer to register after all of the members have arrived.

Camporee registration and all financial transactions take place at the Scout Registration Area. Once you have registered, you may sign up for the Webelos activities at the Webelos Area. You will be asked for proof of registration at that time.

**TIME
SCHEDULE:**

Leaders should plan to arrive by 9:30 for the Leaders Orientation, which lasts no more than 30 minutes. The boys are not involved in this orientation, so this is a good time for them to work on earning their Whittling Chip.

The time from 10:00 – 11:00 is for event orientation. The judges for each event will be available to explain the details of the competition. Dens will be given the opportunity to practice some of the skills.

The event descriptions in this guidebook allow for some flexibility in some areas. Event judges will determine the exact rules, and the details of the event may vary slightly from year to year.

All boys should participate in, and earn the Whittling Chip if they have not already done so. Webelos II scouts who have already earned their Whittling Chip may earn their Totin' Chip.

Activity registration will also take place during this time. Den Leaders need to sign up their dens with the Webelos Activity Director by providing proof of registration and the number of boys in their group. Each leader will then receive an event checklist.

Morning competition (Tug-of-War) will begin once the event orientation is completed. Although this is scheduled for 11:00, it may be delayed to accommodate some groups who are still engaged in orientation or Whittling Chip/Totin' Chip activities. It may be necessary to combine smaller groups to build equally sized teams.

There will be a lunch break from 12:00 – 1:30.

Activity registration should be completed no later than 1:30. At 1:30, there will be a final briefing where some smaller dens may be asked to team up for certain events. After the briefing, Dens should begin the competition. Events may be completed in any order.

The Awards Ceremony will be held following the completion of the last event. Historically, this has been 4:00 – 4:30, and will vary depending on the number of competitors. The actual time will be announced over the PA system.

NON-COMPETITIVE EVENTS

WHITTLING CHIP

This event is available for all Webelos. Requirements for the Whittling Chip are in the *Bear Handbook*, Achievement 19 (*Shavings and Chips*). Upon completion, each Webelos will receive a Whittling Chip card. (This card is required to participate in the Wood Carving.)

This event will be open from 9:30 A.M. – 12:00 P.M.

There is no charge for this event.

TOTIN' CHIP

This event is available for Webelos II scouts who have already earned their Whittling Chip. This certification grants a Scout the right to carry and use wood tools. The Scout must show his Scout leader, or someone designated by his leader, that he understands his responsibility to do the following:

1. Read and understand wood, tool use and safety rules from the *Boy Scout Handbook*.
2. Demonstrate proper handling, care, and use of the pocket knife, ax, and saw.
3. Use the knife, ax, and saw as tools, not playthings. Use them only when you are willing to give them your full attention.
4. Respect all safety rules to protect others.
5. Respect property. Cut living and dead trees only with permission and with good reason.
6. Subscribe to the Outdoor Code.
- 7.

This event will be open all day in the Boy Scout area.

WOOD CARVING

This event is an introduction to beginning woodcarving. A master wood carver will display some items that have been carved, and will give group and individual instruction to those Webelos who are interested. Wooden blanks will be given to those interested. Each participant may use his own pocketknife or may purchase a carving knife there. (Carving knives will be on sale for \$7.00 each.) **IMPORTANT:** All Webelos wanting to participate in the Wood Carving must have a Whittling Chip card. The master wood carver will ask to see their card. This event will take between one and two hours.

This event will be open from 9:30 A.M. – 4:30 P.M.

There is no charge for this event.

*At the time of registration, each Scoutmaster/Den Leader will receive a Wood Carving Coupon for the exact number of Scouts/Webelos that are registered. No Scout/Webelos will be able to participate in this event without a coupon.

COMPETITIVE EVENTS

KNOT RELAY

ACTION: All Den members participate. The Den Leader will be given a list of seven knots. There will be a knot post with seven untied pieces of rope laying on it. On the starting signal, the first Webelo will go to the knot post and tie the first knot from the list of seven and return to the starting point. Then, the next Webelo will go to the knot post and tie the second knot from the list of seven. **Once a knot is tied, it cannot be tied again.** This rotation continues until all knots are tied, or the time limit expires.

1. Knots must be tied in the numerical order given.
2. If a Den has fewer than 7 members, some Webelo(s) must tie two knots, but not in succession. After each knot is tied, the Webelo who tied the knot must return to the rear of the line.

SCORING: The Den with the most knots properly tied and in the correct order will win. All knots tied correctly, but not in the correct order, will be judged as incorrect. In the event of a tie, the Den with the fastest time will win. The time limit on this event will be 3 minutes. Any knots uncompleted in this time limit will be judged as incorrect. Points for the overall score will be determined by the range of high and low scores.

NOTE: There are seven Cub Scout knots. These knots are identified as requirements for either Bear Achievement 22 (*Tying It All Up*) or the Webelos Outdoorsman Activity Pin.

SCOUT LAW RELAY

ACTION: All Den members participate. A box containing numbers from 1 through 12 is placed approximately 20 feet in front of each Den. On the starting signal, timing begins. The first Webelo runs to the box, draws a number, gives the number to the judge, then repeats that corresponding Scout Law. The Webelo then returns to the end of the line. The second Webelo cannot move beyond the starting line until the first Webelo crosses the line. This process continues until all 12 Scout Laws are given, or the time limit expires.

SCORING: The Den with the most correct answers wins. In case of a tie, the patrol with the quickest time will win.

STRING BURN

EQUIPMENT: Provided by Camporee – Flint and steel, five (5) cotton balls, and wood.

ACTION: All Den members participate. Two (2) strings will be stretched between vertical sticks, one 12” above the ground, and the other 18” above the ground. On the starting signal, timing begins. Each Den prepares a fire and lights it with the flint and steel provided. Using a pocketknife, one designated Webelo will shave splinters of wood to help start the fire. When laying the fire, wood can only be a maximum of 12” above the ground. No grass, leaves, pine needles, or artificial fuel may be used. When the first string burns through, stand back, do not touch or blow on the fire. Timing stops when the second string burns through. Clean the area for the next Den.

SCORING: The quickest time will determine the winner of this event. Points for the overall score will be determined by the range of high and low scores.

FLAG POLE RELAY

EQUIPMENT: Provided by Camporee – Two (2) 6’ Scout Staves, rope, one mallet or hammer, and three stakes. Provided by Den – Den flag

ACTION: All Den members participate. All materials to be used will be placed on the ground at the starting position. On the starting signal, timing begins. The two poles must be lashed together to a height of no less than 10 feet. With the flag attached, the Den will stake the flagpole into a vertical position. The flagpole must remain standing unassisted for 10 seconds after the last person finishes. Dismantle the flagpole and return to the starting position. Timing will stop when all participants cross the finish line.

SCORING: The Den with the quickest time will win the event.

STRETCHER RACE

EQUIPMENT: Provided by Camporee – Two (2) staves 6 feet long and a blanket

ACTION: Six Den members participate. Two “injured” Den members lie 20 yards from the starting line. On the starting signal, two Den members race toward the first “injured” Den member, make a stretcher, place the “injured” on it, and carry him across the finish line. The next two Den members in line pick up the stretcher and run to the second “injured” Den member. Then they return to the starting line. Timing stops when the last “injured” is carried across the finish line. If the “injured” falls from the stretcher, the stretcher comes apart, or the “injured” is improperly placed on the stretcher, everyone returns to the starting position and starts over.

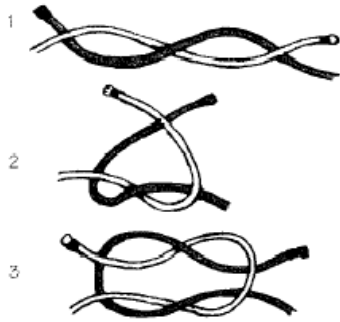
SCORING: The Den with the quickest time will win the event.

TUG-OF-WAR

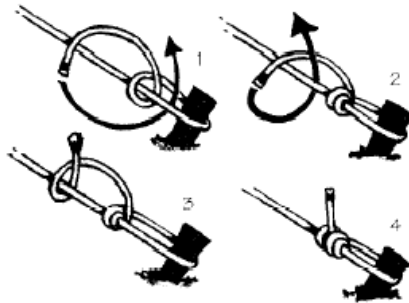
ACTION: All Den members participate. Each Den will compete against another Den with the same number of members. In some cases, smaller Dens may be combined in teams to compete against larger Dens. The center of the rope will be marked. Each team will line up on the rope at starting lines spaced at equal distances from the center. The winner will be the first team to pull the center mark past their starting line.

SCORING: Winners from each “heat” will compete in a single-elimination run-off to determine the place winners for the event.

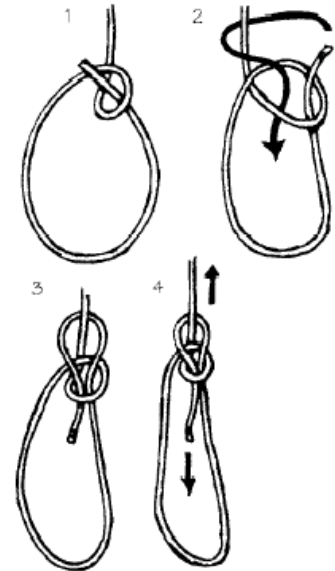
Cub Scout Knots



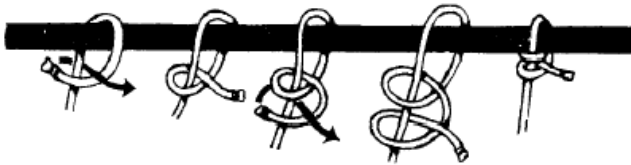
Square Knot: For tying two ropes together and for tying bandages in first aid.



Taut-line Hitch: For tightening and loosening a rope easily and for use on tent guy lines. Tighten or loosen it by pushing the hitch up or down.

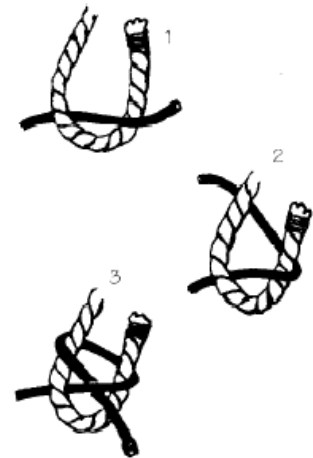
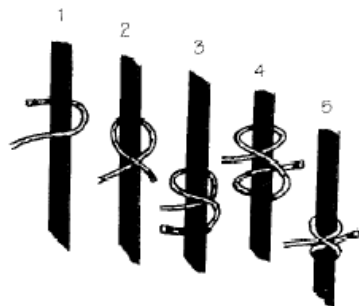


Bowline: Used when you want a loop that will not slip or close up. It is often used in rescue work.



Two Half Hitches: For tying a rope to a post or ring. It is strong but is easy to loosen.

Clove Hitch: For tying a rope to a tree or post.



Sheet Bend: For tying two ropes together, especially when one is thicker than the other.

Slip Knot: This knot slips easily along the rope around which it is made. The knot itself is a simple overhand knot. It can be used to tie a rope to a post.



VULCAN DISTRICT CAMPOREE

EMERGENCY PREPAREDNESS PLAN SUMMARY

Welcome to the Vulcan District Camporee. It is the goal of the Vulcan District Health and Safety Committee to provide as safe an environment as possible for all District outdoor events. As part of the Committee function, a Camp Emergency Preparedness Plan has been developed for this event. It is requested that all units review the following in order to familiarize themselves with their responsibilities under the Plan.

FIRST AID AND CAMP HQ

The camp first aid and camp headquarters will be located in the Main Pavilion. Safety personnel will be on duty 24 hours a day during the entire event. Any emergency or safety concern should be reported to either a Safety staff member or to the Camp Safety Director as soon as practical.

CAMP EMERGENCY ACTION PLAN

In the event an emergency is declared, an emergency signal will be sounded. The signal will be three short (3 second) air horn or siren blasts and will be repeated after about a 30 second pause. Upon receiving the emergency signal, all Scouts and leaders must recall to their campsite and wait for further instructions from their Unit Safety Liaison, unless in by doing so would place members in immediate danger.

Upon receipt of the emergency signal, the Unit Safety Liaison shall proceed as rapidly as possible to the camp HQ. Unit Safety Liaisons will then be briefed by the Camp Safety Director as to the nature of the emergency and what corresponding action is to be taken.

LOST PERSON(S)

Lost persons should be reported to the Camp HQ as soon as practical. Camp Safety Director will notify the appropriate unit leader and make the necessary determination whether to begin a limited search or to immediately call the Tannehill State Park Ranger for support.

In no cases should Scouts be allowed to search for others alone.

CAMPING

Camp Safety personnel will inspect each campsite as part of the camp inspection team. They will look for safety concerns such as: improper storage of fuels; leaking, loose, or improper fuel fittings; tripping and/or climbing hazards; proper controls of axe yards and proper storage and use of axe yard tools; proper use of grease pits; proper storage of foods; and cleanliness.

Overnight Units

Units participating in the Camporee by camping must camp either by troop or as contingent troops with appropriate two deep adult leadership. No youth will be allowed to stay overnight without appropriate adult leaders.

During unit check-in (at the camp HQ), each unit participating in the event must designate an **adult** individual as their Unit Safety Liaison. This person should check in with the Camp Safety Director during the check-in process. A map of the Camporee area will be marked to show each unit's campsite and will be kept in the camp HQ.

Camp Safety Personnel will need the following information from the Unit Safety Liaison:

- The name of the Unit Safety Liaison and emergency backup [including phone number(s)]. This should be someone not at the camp who can be reached in the event an emergency arises impacting the adult leadership of the unit.
- Where the unit is camping.
- How many youth/adults are camping with the unit.
- Any pertinent medical information concerning individuals in the unit that could affect timely and effective emergency care.

Each unit will be responsible for dispensing any medications to members of their unit and for keeping a copy of the medical forms of their members.

Units leaving the camp, for any reason, should check out with the Campmaster or Camp Safety Director. Individuals leaving camp, for any reason, should check out with their Unit Safety Liaison.

Sanitation

Units will be required to dig and use grease pits at each of the campsites for all “gray-water” and use camp latrines or Port-o-Lets for personal hygiene. Grease pits should be dig no deeper than one foot and at least 50 feet away from ditches or streams. Grease pits must be covered before breaking camp.

Potable water will be available for cooking, cleaning, and consumption.

DAY VISITORS

Visitors for the day will be expected to follow the parking restrictions (see Parking section) and follow appropriate instructions in the event the Camp Emergency Plan is activated. Day visitors will be instructed to check in at the Camp HQ where they will be briefed on the Emergency Plan and what to do in the event they need first aid.

PARKING

Parking will be restricted to designated areas only. The road into the camp and the area around the main pavilion must be kept clear for emergency vehicle use. Each overnight unit will be allowed to bring in temporary vehicles to load and unload equipment (please be courteous and reasonable). However, each unit will be allowed to keep only one vehicle inside the camping area. The in-camp vehicle must be parked in the designated spaces in the upper parking lot. All other vehicles must be moved to the overflow parking area outside the entrance to the Camporee area. A shuttle will be provided to and from the overflow lot.

Visitors for the day must park in the overflow lot outside the Camporee area. Day use visitors will be instructed to check in at the camp HQ.

Rope monkey bridges and pioneering towers are to be built following the guidelines found in the “Guide to Safe Scouting.” A designated member of the District Activity Staff or Camp Safety Committee will inspect the bridge or tower before anyone, other than a member of the unit building a bridge or tower, is permitted to climb or cross the bridge. The Camp Safety Committee will immediately inform the appropriate unit leader of safety concerns regarding structure(s) the unit has built. It will be the responsibility of the unit leader to rectify and/or control the use of the unit’s structure.